



2009-2010 GMT Quarterly Report for District (or Undistricted) **District 35 N FLORIDA**

GMT: **CARL HARRELL**

Location: **FLORIDA**

GMT CA: **1**

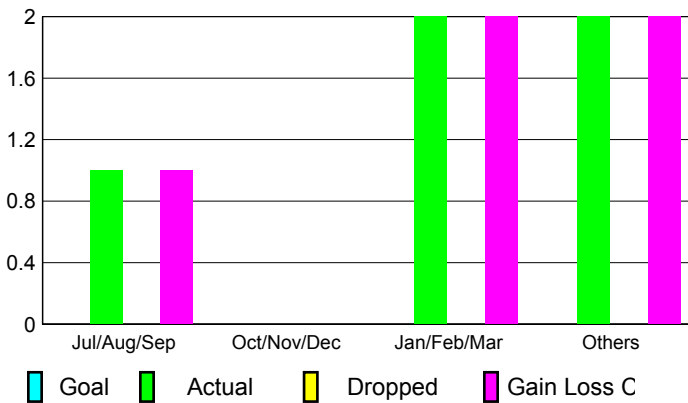
CLUBS

Club Results 2009-2010	Clubs 2008-2009
---------------------------	--------------------

Month	New Club Goal	Actual New Clubs	Actual Dropped Clubs	Gain/Loss of Clubs	Gain/Loss of Clubs
Jul/Aug/Sep		1	0	1	0
Oct/Nov/Dec		0	0	0	0
Jan/Feb/Mar		2	0	2	-1
Apr/May/June		2	0	2	2
Totals		5	0	5	1

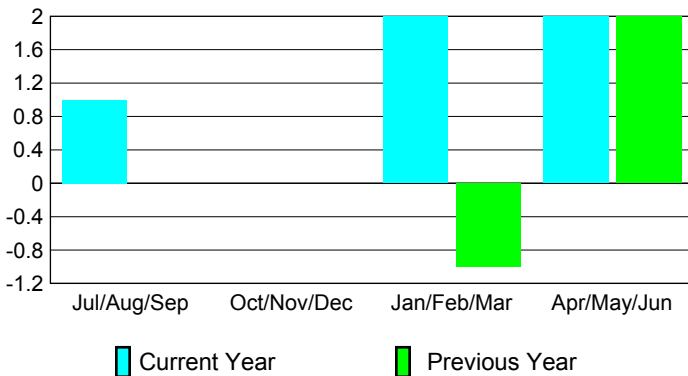
Club Results 2009-2010

Goal, New, Dropped, Gain/Loss



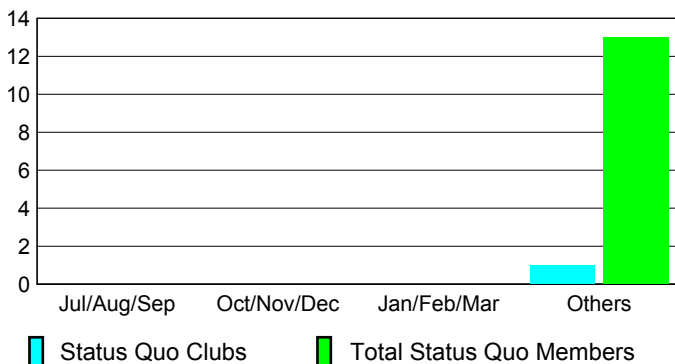
Comparison of Club Gain/Loss

Current Year Compared to the Previous Year



YTD Status Quo Clubs 2009-2010

Status Quo Clubs Compared to Status Quo Members



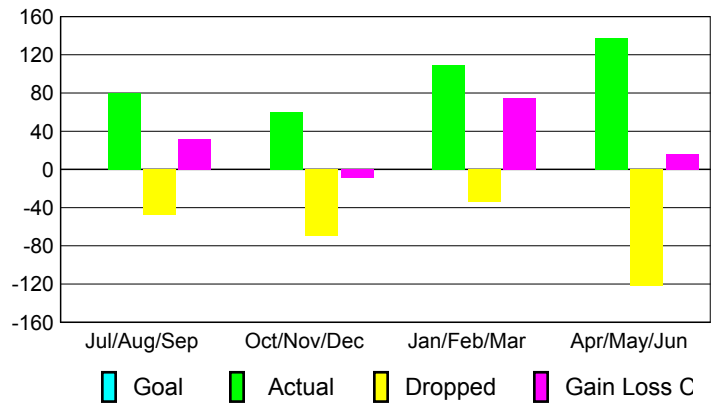
MEMBERSHIP

Membership Results 2009-2010	Membership 2008-2009
---------------------------------	-------------------------

Month	Net Memb Goal	Actual New Memb	Actual Dropped Memb	Gain/Loss of Memb	Gain/Loss of Memb
Jul/Aug/Sep		80	-48	32	-15
Oct/Nov/Dec		60	-69	-9	-62
Jan/Feb/Mar		109	-34	75	9
Apr/May/June		138	-122	16	-23
Totals		387	-273	114	-91

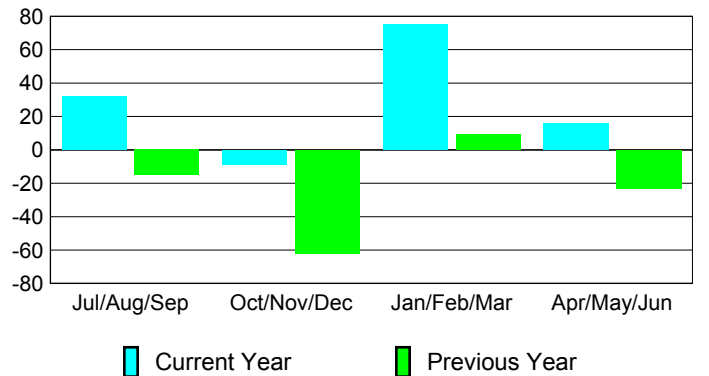
Membership Results 2009-2010

Goal, New, Dropped, Gain/Loss

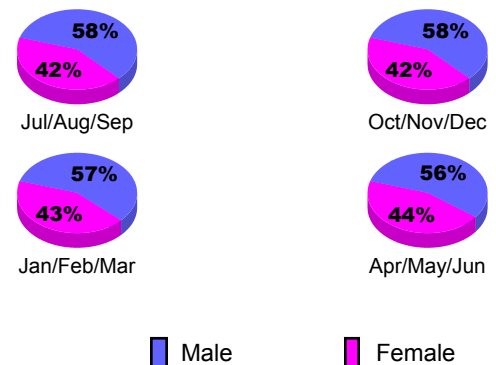


Comparison of Membership Gain/Loss

Current Year Compared to the Previous Year



Gender Comparison 2009-2010





2009-2010 GMT Quarterly Report for District (or Undistricted) **District 35 N**

GMT: **CARL HARRELL**

Location: **BAHAMAS**

GMT CA: **1**

CLUBS

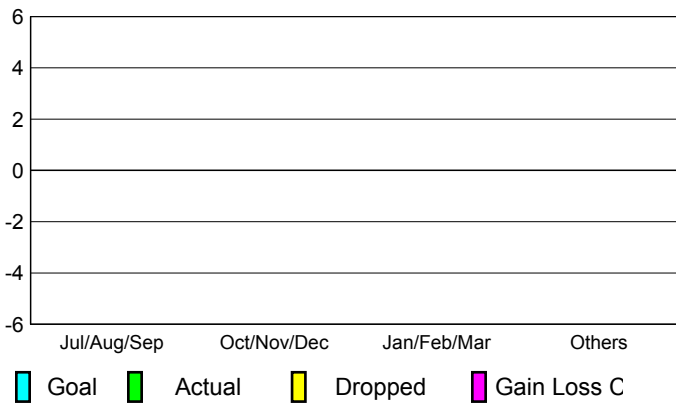
**Club Results
2009-2010**

**Clubs
2008-2009**

Month	New Club Goal	Actual New Clubs	Actual Dropped Clubs	Gain/Loss of Clubs	Gain/Loss of Clubs
Jul/Aug/Sep		0	0	0	0
Oct/Nov/Dec		0	0	0	0
Jan/Feb/Mar		0	0	0	0
Apr/May/June		0	0	0	0
Totals		0	0	0	0


Club Results 2009-2010

Goal, New, Dropped, Gain/Loss



Comparison of Club Gain/Loss

Current Year Compared to the Previous Year



YTD Status Quo Clubs 2009-2010

Status Quo Clubs Compared to Status Quo Members



MEMBERSHIP

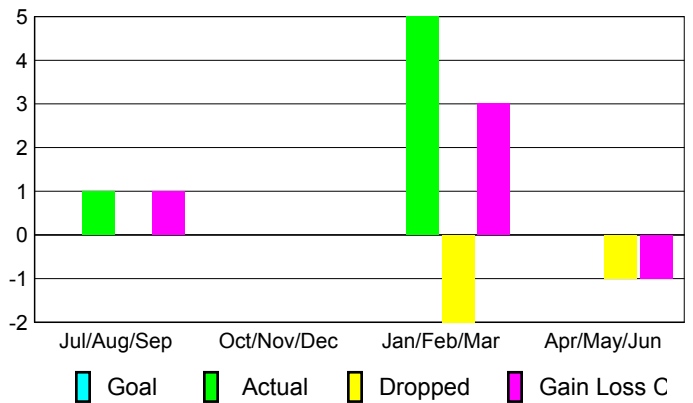
**Membership Results
2009-2010**

**Membership
2008-2009**

Month	Net Memb Goal	Actual New Memb	Actual Dropped Memb	Gain/Loss of Memb	Gain/Loss of Memb
Jul/Aug/Sep		1	0	1	0
Oct/Nov/Dec		0	0	0	2
Jan/Feb/Mar		5	-2	3	0
Apr/May/June		0	-1	-1	2
Totals		6	-3	3	4

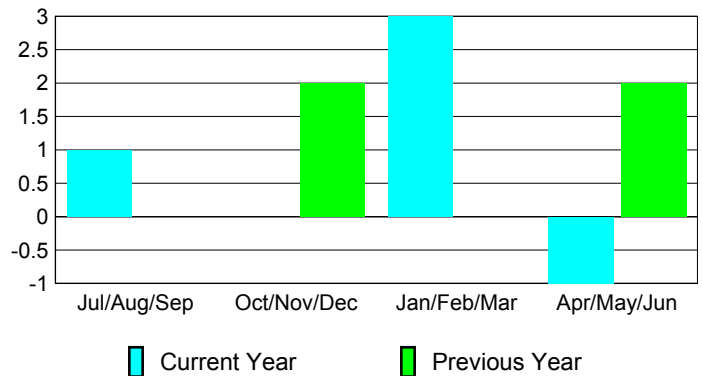
Membership Results 2009-2010

Goal, New, Dropped, Gain/Loss



Comparison of Membership Gain/Loss

Current Year Compared to the Previous Year



Gender Comparison 2009-2010

